


1.5 GPM 60k Short Block Intensifier

60k Short Block, Hi-Load

301003-5-3

| 1.5 GPM 60k Intensifier Parts Legend | | |
|---|--|------------|
| A - High Pressure Cylinder 1.5 GPM | | 100001-3 |
| B - Hydraulic Cylinder 94K/1.5GPM | | 190008-2 |
| C - Tie Rod | | 100017-2 |
| D - End Bell 60K Left | | 301001-3-L |
| D - End Bell 60K Right | | 301001-3-R |
| E - Check Valve Assy. 60K | | 301002-5 |
| F - End Cap Assy. | | 301004-2 |
| G - Hex Nut 3/4-16 | | 400004-2 |
| Parts (Not Shown) | | |
| Electric Shift Sensor Assy. 1.5 GPM | | 301011-4 |
| Hi-Load Piston & Plunger Assy. 1.5 GPM | | 301005-5 |




1.5 GPM 60k Long Block Intensifier

60k Electric Shift, Hi-Load & Manifold

301020-12-3-HL

| 1.5 GPM 60k Intensifier Parts Legend | | |
|---|--|------------|
| A - High Pressure Cylinder 1.5 GPM | | 100001-3 |
| B - Hydraulic Cylinder 94K/1.5GPM | | 190008-2 |
| C - Tie Rod | | 100017-2 |
| D - End Bell 60K Left | | 301001-3-L |
| D - End Bell 60K Right | | 301001-3-R |
| E - Check Valve Assy. 60K | | 301002-5 |
| F - End Cap Assy. | | 301004-2 |
| G - Hex Nut 3/4-16 | | 400004-2 |
| H - Electric Pilot Shift & Main Valve | | 301018-2 |
| Parts (Not Shown) | | |
| Electric Shift Sensor Assy. 1.5 GPM | | 301011-4 |
| Hi-Load Piston & Plunger Assy. 1.5 GPM | | 301005-5 |



94k Short Block Intensifiers


94k Electric Shift, Hi-Load

94k Electric Shift, Hi-Load & Manifold

391003-3-3

391020-3-3-HL

| 94K Short Block Intensifier Parts Legend | | |
|---|--|------------|
| A - High Pressure Cylinder | | 190001-1 |
| B - Hydraulic Cylinder Short Block | | 190008-1 |
| C - Tie Rod LP Short Block | | 190017-1 |
| D - Tie Rod HP Section | | 190017-2 |
| E - End Bell Short Block - Left | | 391001-1-L |
| E - End Bell Short Block - Right | | 391001-1-R |
| F - End Cap Assy. | | 391004-1 |
| G - Check Valve Assy. | | 391002-1 |
| H - Hex Nut | | 190017-5 |
| I - Coupling Nut Tie Rod | | 190017-4 |
| Parts (Not Shown) | | |
| Hi-Load Piston Assy. Short Block | | 391023-1 |
| Backup Sleeve Assy. | | 391500-1 |
| Pilot Valve Electric Shift | | 400054-1 |
| Shift Sensor Assy. | | 301011-3 |




94k Long Block Intensifier

94k Electric Shift, Hi-Load & Manifold

391020-4-3-HL

| 94K Long Block Intensifier Parts Legend | | |
|--|--|------------|
| A - High Pressure Cylinder | | 190001-1 |
| B - Hydraulic Cylinder Long Block | | 190008-2 |
| C - Tie Rod LP Long Block | | 190017-1-2 |
| D - Tie Rod HP Section | | 190017-2 |
| E - End Bell Long Block - Left | | 391001-2-L |
| E - End Bell Long Block - Right | | 391001-2-R |
| F - End Cap Assy. | | 391004-1 |
| G - Hex Nut | | 190017-5 |
| H - Coupling Nut Tie Rod | | 190017-4 |
| I - Electric Pilot Shift & Main Valve | | 301018-2 |
| J - Shift Sensor Assy. | | 301011-3 |
| Parts (Not Shown) | | |
| Hi-Load Piston Assy. Long Block | | 391023-2 |
| Backup Sleeve Assy. | | 391500-1 |
| Check Valve Assy. | | 391002-1 |




Electric Shift Intensifiers

| | |
|---|---------------|
| 60K Electric Shift | 301020-3 |
| 60K Electric Shift - H2O 2pc. Check Valve | 301020-3-3 |
| 60K Electric Shift - H2O 2pc. Check Valve Hi-Load | 301020-3-3-HL |
| 60K Electric Shift - Hi-Load | 301020-3-HL |
| 60K Electric Shift - Top Mount H2O 2pc. Check Valve | 301020-6-3-HL |
| 40K Electric Shift - H2O 2pc. Check Valve Hi-Load | 301020-5-3-HL |

Electric Shift Intensifier Parts Legend

| | |
|---|------------|
| A - High Pressure Cylinder 60K | 100001-1 |
| A - High Pressure Cylinder 40K | 100001-2 |
| B - Hydraulic Cylinder 60K/40K | 100008-1 |
| C - Tie Rod | 100017-1 |
| D - End Bell 60K Left | 301001-1-L |
| D - End Bell 60K Right | 301001-1-R |
| D - End Bell 40K Left | 301001-2-L |
| D - End Bell 40K Right | 301001-2-R |
| E - Check Valve Assy. 60K | 301002-1 |
| E - Check Valve Assy. 40K | 301002-2 |
| E - Check Valve Assy. 60K -2 Piece | 301002-3 |
| E - Check Valve Assy. 40K -2 Piece | 301002-4 |
| F - End Cap Assy. | 301004-1 |
| G - Electric Pilot Shift & Main Valve Assy. | 301018-2 |
| H - Quick Disconnect W/Hose Barb Assy. | 301031-1 |
| I - Hex Nut 3/4-16 | 400004-1 |
| Parts (Not Shown) | |
| Electric Shift Sensor Assy. | 301011-3 |
| Piston & Plunger Assy. 60K | 301005-1 |
| Piston & Plunger Assy. 40K | 301005-2 |
| Hi-Load Piston & Plunger Assy. 60K | 301005-3 |
| Hi-Load Piston & Plunger Assy. 40K | 301005-4 |




Short Block Intensifiers

| | |
|------------------------------------|------------|
| 60K Standard | 301003-1 |
| 60K H2O 2pc. Check Valve | 301003-1-3 |
| 60K Hi-Load | 301003-3 |
| 60K H2O 2pc. Check Valve w/Hi-Load | 301003-3-3 |
| 40K Standard | 301003-2 |
| 40K H2O 2pc. Check Valve | 301003-2-4 |
| 40K Hi-Load | 301003-4 |
| 40K H2O 2pc. Check Valve w/Hi-Load | 301003-4-4 |

Short Block Intensifier Parts Legend

| | |
|------------------------------------|------------|
| A - High Pressure Cylinder 60K | 100001-1 |
| A - High Pressure Cylinder 40K | 100001-2 |
| B - Hydraulic Cylinder 60K/40K | 100008-1 |
| C - Tie Rod | 100017-1 |
| D - End Bell 60K Left | 301001-1-L |
| D - End Bell 60K Right | 301001-1-R |
| D - End Bell 40K Left | 301001-2-L |
| D - End Bell 40K Right | 301001-2-R |
| E - Check Valve Assy. 60K | 301002-1 |
| E - Check Valve Assy. 40K | 301002-2 |
| E - Check Valve Assy. 60K -2 Piece | 301002-3 |
| E - Check Valve Assy. 40K -2 Piece | 301002-4 |
| F - End Cap Assy. | 301004-1 |
| G - Quick Disconnect Nipple Assy. | 301019-1 |
| H - Hex Nut 3/4-16 | 400004-1 |
| Parts (Not Shown) | |
| Piston & Plunger Assy. 60K | 301005-1 |
| Piston & Plunger Assy. 40K | 301005-2 |
| Hi-Load Piston & Plunger Assy. 60K | 301005-3 |
| Hi-Load Piston & Plunger Assy. 40K | 301005-4 |



Mechanical Shift Intensifiers

| | |
|---|---------------|
| 60K Mechanical Shift | 301020-1 |
| 60K Mechanical Shift - H2O 2pc. Check Valve | 301020-1-3 |
| 60K Mechanical Shift - H2O 2pc. Check Valve Hi-Load | 301020-1-3-HL |
| 60K Mechanical Shift - Hi-Load | 301020-1-HL |
| 60K Mechanical Shift - Top Mount | 301020-4 |
| 60K Mechanical Shift - Top Mount H2O 2pc. Check Valve | 301020-4-3 |
| 60K Mechanical Shift - Top Mount 2pc. Check Valve Hi-Load | 301020-4-3-HL |
| 60K Mechanical Shift - Top Mount Hi-Load | 301020-4-HL |
| 40K Mechanical Shift | 301020-2 |
| 40K Mechanical Shift - H2O 2pc. Check Valve | 301020-2-4 |
| 40K Mechanical Shift - H2O 2pc. Check Valve Hi-Load | 301020-2-4-HL |
| 40K Mechanical Shift - H2O 2pc. Hi-Load | 301020-2-HL |

Mechanical Shift Intensifier Parts Legend

| | |
|---|------------|
| A - High Pressure Cylinder 60K | 100001-1 |
| A - High Pressure Cylinder 40K | 100001-2 |
| B - Hydraulic Cylinder 60K/40K | 100008-1 |
| C - Tie Rod | 100017-1 |
| D - End Bell 60K Left | 301001-1-L |
| D - End Bell 60K Right | 301001-1-R |
| D - End Bell 40K Left | 301001-2-L |
| D - End Bell 40K Right | 301001-2-R |
| E - Check Valve Assy. 60K | 301002-1 |
| E - Check Valve Assy. 40K | 301002-2 |
| E - Check Valve Assy. 60K -2 Piece | 301002-3 |
| E - Check Valve Assy. 40K -2 Piece | 301002-4 |
| F - End Cap Assy. | 301004-1 |
| G - Cable Guide Assy, Left - Side Mount | 301011-1-L |
| G - Cable Guide Assy, Right - Side Mount | 301011-1-R |
| G - Cable Guide Assy, Left - Top Mount | 301011-2-L |
| G - Cable Guide Assy, Right - TopMount | 301011-2-R |
| H - Mechanical Pilot Shift & Main Valve Assy. | 301018-1 |
| I - Water Inlet Nipple (Quick Disconnect) | 301019-1 |
| J - Hex Nut 3/4-16 | 400004-1 |
| Parts (Not Shown) | |
| Piston & Plunger Assy. 60K | 301005-1 |
| Piston & Plunger Assy. 40K | 301005-2 |
| Hi-Load Piston & Plunger Assy. 60K | 301005-3 |
| Hi-Load Piston & Plunger Assy. 40K | 301005-4 |